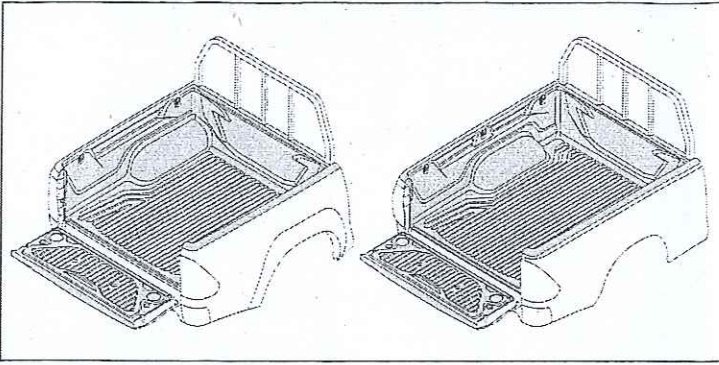


# BEDLINER INSTALLATION INSTRUCTIONS

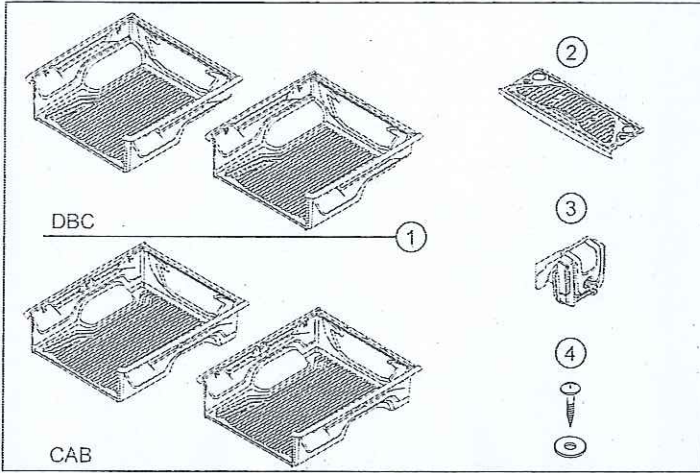


## Caution for installation

- Read this mounting manual carefully, before your start the installation.
1. Area where to install product should be clean.
  2. During installation, person who installed should take off any ornaments.

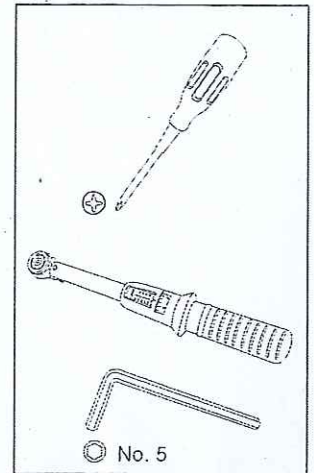
Product name : BED LINER O/R  
 Model name : TYT 640A CAB/DBC 2015  
 Inst. number : L03-1426

## Component parts



No.	Part Name	Q'ty	
		DBC	CAB
1.	Bed liner	1 Pc.	1 Pc.
2.	Tailgate	1 Pc.	1 Pc.
3.	Lock set	4 Sets	6 Sets
4.	Screw, Washer	4 Pcs.	4 Pcs.

## Tools used



## Torque used for Lock set



## Instruction procedure (Install the same in both versions)

